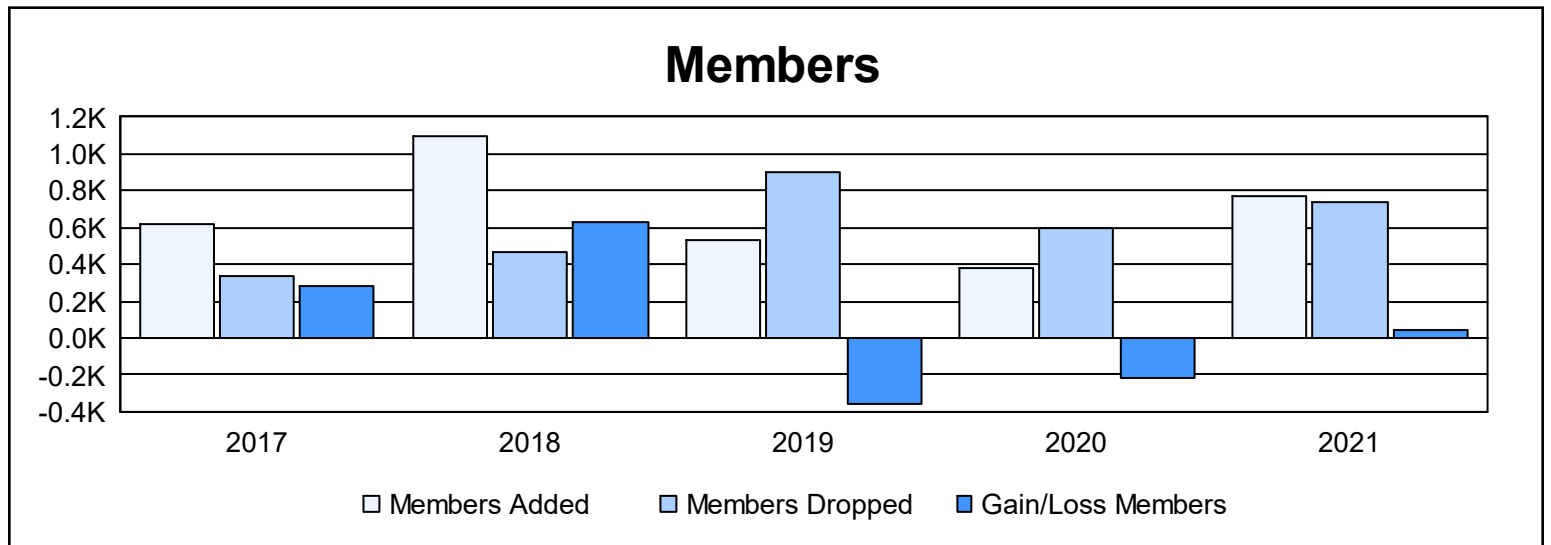
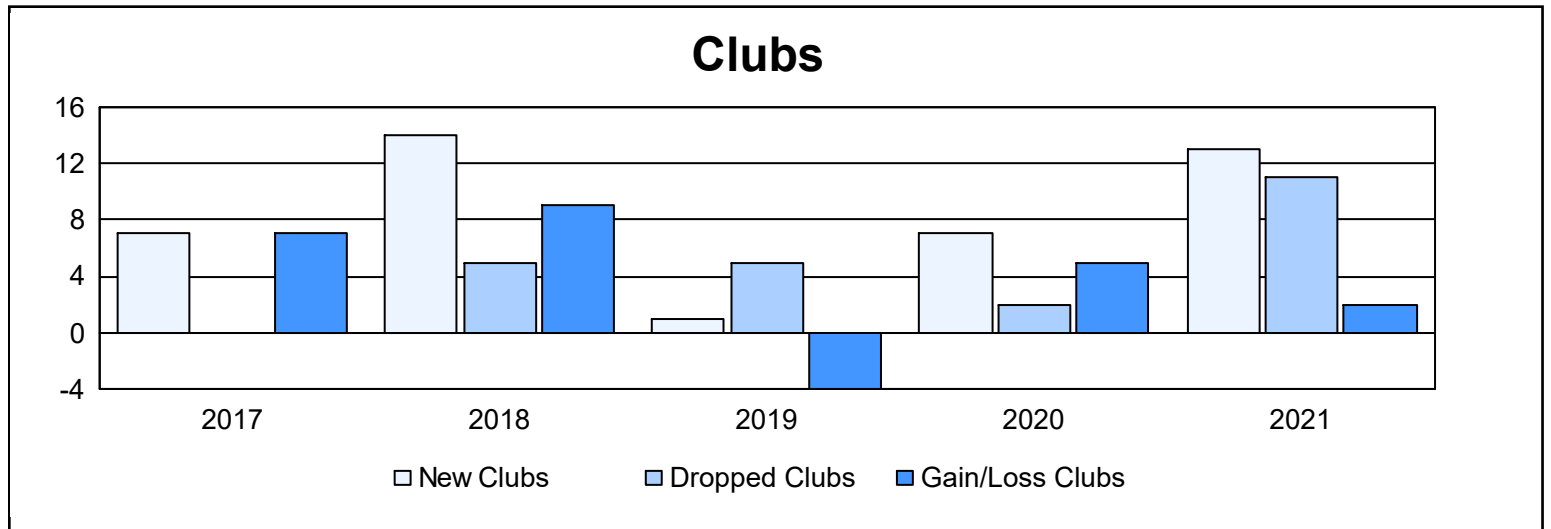
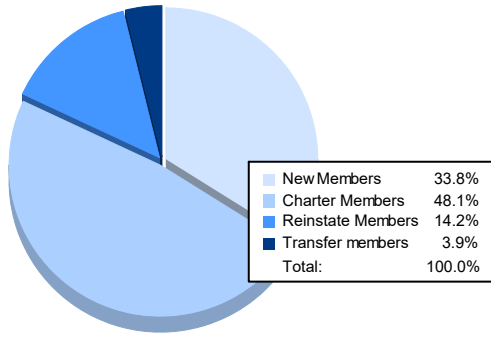


Year	New Clubs	Dropped Clubs	Gain/ Loss Clubs	New Members	Charter Members	Reinstate Members	Transfer Members	Total Member Added	Total Members Dropped	Gain/ Loss Members
2016-2017	7	0	7	406	185	29	1	621	337	284
2017-2018	14	5	9	642	420	27	2	1,091	465	626
2018-2019	1	5	-4	204	140	192	0	536	899	-363
2019-2020	7	2	5	158	169	48	4	379	599	-220
2020-2021	13	11	2	262	373	110	30	775	737	38
<b>Average</b>	<b>8</b>	<b>5</b>	<b>4</b>	<b>334</b>	<b>257</b>	<b>81</b>	<b>7</b>	<b>680</b>	<b>607</b>	<b>73</b>



### Membership Composition June 2021 Cumulative



### Gender Composition June 2021 Cumulative

